

## AIXPI Tripod Stand for Ring Light, Camera, Smartphone

<b>180CM (73-INCH) Aluminum Tripod for Professional Camera</b>	<b>170CM (67-INCH)) Portable Selfie Tripod for Smartphone, Gopro, DSLR</b>	<b>150CM (59-Inch) Extensible Tripod for Smartphone, Gopro, DSLR &amp; Professional Camera</b>
<b>Product ID: 9301077</b>	<b>Product ID: 9309901</b>	<b>Product ID: 9304251</b>
<b>Name: L210 with Clip</b>	<b>Name: L210</b>	<b>Name: L218</b>









### Product Parameters

<b>Material:</b> Tripod (Iron) + Telescopic Stick (Aluminum Alloy)	<b>Material:</b> Tripod (Iron) + Telescopic Stick (Aluminum Alloy)	<b>Material:</b> Tripod (Aluminum Alloy) + Telescopic Stick (Aluminum Alloy)
<b>Weight:</b> Overall: 516g (1.14lbs) Tripod: 261.5g (0.58lbs) Telescopic Stick: 60.5g (0.13lbs) Extension Stick: 194.0g (0.43lbs)	<b>Weight:</b> Overall: 425.5g (0.94lbs) Tripod: 246.0g (0.54lbs) Telescopic Stick: 179.0g (0.39lbs)	<b>Weight:</b> Overall: 251.0g (0.55lbs) Tripod: 86.5g (0.19lbs) Telescopic Stick: 164.5g (0.36lbs)
<b>Length:</b> Overall: 36~175 cm (14.17~68.9 inch) Telescopic Stick: 30~126 cm (11.8~49.6 inch) Extension Stick: 33.5 cm (13.19 inch)	<b>Length:</b> Overall: 37.5~160 cm (14.76~63 inch) Telescopic Stick: 35~150 cm (13.78~59 inch)	<b>Length:</b> Overall: 33~132 cm (13~51.97 inch) Telescopic Stick: 30~126 cm (11.81~49.61 inch)

<b>Diameter (Max)</b> Telescopic Stick: 24.0 mm (0.94 inch)	<b>Diameter (Max)</b> Telescopic Stick: 24.0 mm (0.94 inch)	<b>Diameter (Max)</b> Telescopic Stick: 25.0 mm (0.98 inch)
--	--	--

Note: There maybe errors in the manual measurement.

<b>Load Test</b>		
<b>L210 with Clip</b>	<b>L210</b>	<b>L218</b>
		
Current Weight: 4KG	Current Weight: 8KG	Current Weight: 8KG







<b>Electronic Scale Calibration</b>	<b>Dumbbell Weight Check</b>	<b>Pallet Weight Test</b>
		

### Extension & Storage Size of Stand

L210 with Clip	L210	L218
		
		

L218	
L210	
L210 with Clip	

Bracket Assembly		
L210 with Clip	L210	L218
		
<a href="http://ohotter.xyz:18080/测评视频/支架对比测试/210 夹子款.mp4">http://ohotter.xyz:18080/测评视频/支架对比测试/210 夹子款.mp4</a>	<a href="http://ohotter.xyz:18080/测评视频/支架对比测试/210 落地款.mp4">http://ohotter.xyz:18080/测评视频/支架对比测试/210 落地款.mp4</a>	<a href="http://ohotter.xyz:18080/测评视频/支架对比测试/218 便携款.mp4">http://ohotter.xyz:18080/测评视频/支架对比测试/218 便携款.mp4</a>

Test Bracket Weight		
L210 with Clip	L210	L218
		
Telescopic Stick Diameter		
		

### Comparison of These Tripods:

From the bearing performance, it is not difficult to see that the fixing method with the rotating node is firmer and the more bearing than the fixing clamp.

### Review of AIXPI I210 Tripod

If I choose one of these three brackets, I might prefer the L210 tripod bracket. Because it has a better bearing effect and the material of the stent is hard, if the stick is dropped or squeezed during use or carrying, the bracket is less likely to deform and break.

However, the L210 tripod also has a defect. For example, it will be troublesome to assemble the stand to fix the telescopic stick. If the hand is sweaty, the bracket is difficult to tighten, which will easily affect the overall support of the stand.

### Portable Performance:

I would choose the L218 portable tripod bracket, which weighs only 251g, which is equivalent to the weight of a bottle of water. After shrinking, the length is only 33cm, which does not take up space at all. The most important thing is this L218 portable stand, which has the same stability and support as the L210 model. It is the best choice for outdoor photography, social video and live streaming.

Cons:

The L218 portable bracket is made of aluminum alloy, and its hardness is not as good as the L210 and L210 clip models. In addition, the L218 portable tripod uses bolts to fix the telescopic stick. This fixing method will deform the telescopic stick and the plastic partition between the telescopic stick and the bolt after nearly 10,000 uses.

**L210 with Clip:**

The L210 with clip model performed relatively poor in the previous load-bearing test.

Bracket height: First of all, the extension length of 180cm makes this bracket have a wider view for shooting, and it can also avoid the situation that the lens is obscured by many people in the photography location.

Tripod angle: the stand leg length is 34cm, and the stand is deployed in the most stable state (the angle between the stand leg and the telescopic pole is 60°), the stand with a stand of 34cm leg can reach the floor after fully deployed. About 1100cm<sup>2</sup>, such a large footprint makes the L210 with clip this model is more stable than the other two brackets.

In addition, the L210 with clip telescopic stick is fixed by pressing to fixing, which makes the assembly and storage of the product easier.

**Summary:**

1. When it is combined into a selfie stick, it will be more difficult to hold for a long time with the addition of the gimbal phone holder + mobile phone.
2. Model L210/L218 does not have a buckle bracket for anti-shake, and it may suddenly loosen when turning left and right.
3. It must be added other accessories as a selfie stick, (such as a rotatable pan/tilt, phone holder)

In general, each product has pros and cons, so when choosing a bracket, it is most important to choose a bracket that suits your photography scenarios.